


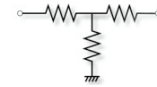
### AS0706ZZ-XXXXJN-90 Features:

- 'T-Pad' Configuration
- Symmetrical Design<sup>1</sup>
- Customer Defined Testing Available
- Tape & Reel or Waffle Pack Available (Standard is bulk)



### AS0706ZZ-XXXXJN-90 Parameters:

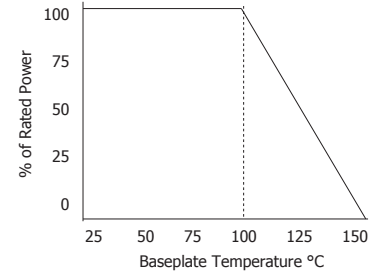
Attenuation Range:	0dB - 32dB
Operating Frequency:	DC - 18GHz*
Rated Power:	1W**
Return Loss (Typical)*:	14dB or Better
Impedance:	50Ω
Construction:	Thick Film on Al <sub>2</sub> O <sub>3</sub>
Operating Temperature:	-55 to +150°C



Circuit Diagram

■ Actual Size

### AS0706ZZ-XXXXJN-90 Power Derating Curve

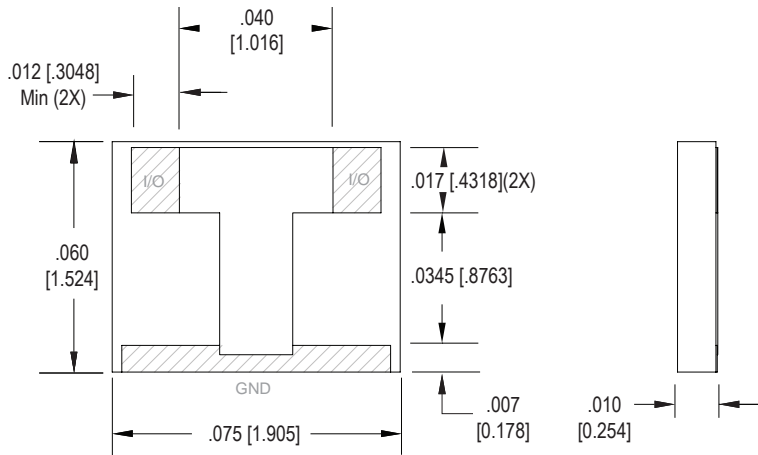


Device Not Marked

Dimensions in inches [mm]  
Tolerance is ± 0.010 [0.254] unless otherwise stated

<sup>1</sup> Device can be used in either direction  
\* In a matched, continuous 50Ω system with proper workmanship  
\*\* Rating based on ≤100°C constant baseplate temperature

### AS0706ZZ-XXXXJN-90 Dimensions:



### Ordering Information:

### Example Part Number: AS0706GA-0300JN-90WP

<b>AS</b>	<b>0706 ZZ</b>	<b>-</b>	<b>XXXX</b>	<b>J</b>	<b>N</b>	<b>-</b>	<b>90</b>	<b>UU</b>
Prefix for Single-Sided Attenuator			Value Code Examples 0000 - 0dB    1000 - 10dB 0100 - 1dB    1500 - 15dB 0500 - 5dB    2500 - 25dB	Tolerance J - 5%	Normal Inspection Contact factory for additional options		Substrate 90 - 0.010" Al <sub>2</sub> O <sub>3</sub>	Packaging Blank - Bulk TR - Tape and Reel WP - Waffle Pack
Size 0706								

Terminal Metallization	RoHS	Magnetic	Solder	Epoxy	Wirebond
CB - Sn62 over Nickel over Silver	No	Yes	Yes	No	No
CT - Matte Tin over Nickel over Silver	Yes	Yes	Yes	No	No
GA - Gold	Yes	No	No	Yes	Yes

Barry Industries reserves the right to change part number and/or process without notification.



ORIG.	REV.	No.
MAY 27 2015	-	-
PAGE 1 OF 2		

## AS0706ZZ-XXXXJN-90 Reliability Specifications:

Parameter:	Test Condition:	Results:
Short Time Overload	Apply 1.1x Rated Power for 5 Seconds.	≤ 5.0% Resistance Shift
Rated Load Life	Apply 1/2 Power Under 40°C ±2°C 90 Minutes on/ 30 Minutes off. Repeat for 100 hours	≤ 5.0% Resistance Shift
Moisture Resistance	MIL-PRF-55342 para 4.8.9 95% RH, 25°C - 65°C	≤ 5.0% Resistance Shift
Resistance to Soldering Heat	MIL-STD-202 Method 210 and MIL-PRF-55342 Para 4.8.8.1	≤ 5.0% Resistance Shift
Resistance to Bonding Exposure	MIL-PRF-55342 Para 4.8.8.2	≤ 5.0% Resistance Shift
Solderability	MIL-PRF-55342 Para 4.8.12	>95% Covered
High Temperature Storage	125°C ±2°C for 500 Hours	1.) ≤ 5.0% Resistance Shift 2.) No Significant Abnormality (Visual)
Thermal Shock	-5°C to +150°C 30 Minutes Dwell, 5 Cycles	1.) ≤ 5.0% Resistance Shift 2.) No Significant Abnormality (Visual)

Barry Industries reserves the right to change part number and/or process without notification.

