

5

4

3

2

1

ELECTRICAL

SPECIFICATIONS

FREQUENCY RANGE DC - 12.4 GHz

ATTENUATION ACCURACY

0 - 6 dB ±0.30 dB
7 - 20 dB ±0.50 dB
21 - 30 dB ±0.75 dB

VSWR

DC - 4 GHz 1.15:1 MAX
4 - 12.4 GHz 1.25:1 MAX

INPUT POWER

2 WATTS
DERATES LINEARLY FROM 100% @ +25°C TO 10% @ 125°C

PEAK POWER

500 WATTS
(5µSec PULSE WIDTH, 0.01% DUTY CYCLE)

IMPEDANCE

50 OHMS

OPERATING TEMP RANGE

-65°C TO +125°C

MECHANICAL

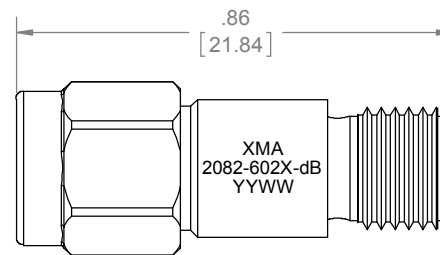
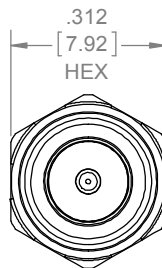
CONNECTOR BODIES PASSIVATED STAINLESS STEEL
CENTER CONDUCTORS GOLD PLATED BERYLLIUM COPPER
RESISTIVE ELEMENT THIN FILM HYBRID ON 99.6% ALUMINA SUBSTRATE

CONNECTOR INTERFACES IAW MIL-STD-348 & MIL-PRF-39012

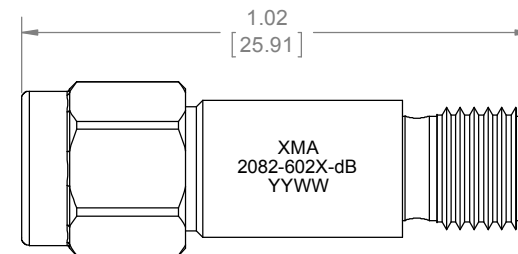
MATERIALS, FINISHES AND ENVIROMENTAL CAPABILITIES DESIGNED TO MEET MIL-DTL-3933

MARKING

PART LOOKS LIKE PRODUCT IMAGE ABOVE.
PART MARKING ORIENTATION AND FORMAT AS SHOWN.
CHANGE X TO THE ONE DIGIT VALUE ON WORK ORDER.
REPLACE dB WITH APPROPRIATE TWO DIGIT dB VALUE.
MARKING TO BE AS LARGE AS POSSIBLE, CLEAR, READABLE.
YYWW EQUALS DATE CODE.



00 THRU 12 dB



13 THRU 40 dB

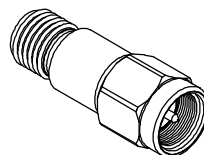


Table with 2 columns: dB VALUES 2082: and 1dB STEPS, 18GHz 2082:.

DRAWING PRACTICES PER ANSI-Y-14.5 MIL-STD-100 & 1000
DIMENSIONS ARE IN INCHES AND APPLY BEFORE / AFTER PROCESSING
SURFACE ROUGHNESS 63
FINISH:
SEE NOTE
MATERIAL:
SEE NOTE
NOTE: THIS DRAWING INCORPORATES THIRD ANGLE PROJECTION.
INTERPRET IAW ANSI Y14.5-1982

UNLESS OTHERWISE SPECIFIED TOLERANCES IN:
DECIMALS INCH [MM]
.X" .05" [.127]
.XX" .03" [.76]
.XXX" .010" [.25]
ANGLES ±0°30'
REMOVE ALL BURRS/SHARP W/ BREAK / R OF .003" TO .0005" UNLESS OTHERWISE NOTED DIAS CONCENTRIC <.003 T.I.R.
DO NOT SCALE PRINT

Table with 4 columns: QTY., PART NUMBER, DESCRIPTION, ITEM NO.

DRAWN V.SHELBY DATE 10/21/13
CHECKED T.KUHN DATE 10/21/13
ENG. APPR. T.KUHN DATE 10/21/13

XMA Omni Spectra logo and contact information: Phone: 603-222-2256 Fax: 603-222-2259 150 Dow Street, Manchester, NH 03101

Table with 4 columns: SIZE B, CAGE CODE 3HT76, DRAWING NUMBER 2082-602X-dB, REV A.

5

4

3

2

1