

SPECIFICATIONS

ELECTRICAL

FREQUENCY RANGE _____ DC - 18 GHz

ATTENUATION ACCURACY

0 - 6 dB _____ ±0.30 dB
 7 - 20 dB _____ ±0.50 dB
 21 - 30 dB _____ ±0.75 dB

VSWR

DC - 4 GHz _____ 1.15:1 MAX
 4 - 12.4 GHz _____ 1.25:1 MAX
 12.4 - 18 GHz _____ 1.35:1 MAX

INPUT POWER _____ 2 WATTS
 DERATES LINEARLY FROM 100% @ +25°C TO 10% @ 125°C

PEAK POWER _____ 500 WATTS
 (5µSec PULSE WIDTH, 0.01% DUTY CYCLE)

IMPEDANCE _____ 50 OHMS

OPERATING TEMP RANGE _____ 4 KELVIN TO +125°C

MECHANICAL

CONNECTOR BODIES _____ PASSIVATED STAINLESS STEEL
 CENTER CONDUCTORS _____ GOLD PLATED BERYLLIUM COPPER
 INSULATORS _____ PTFE (TEFLON) IAW ASTM-D1710
 RESISTIVE ELEMENT _____ THIN FILM ON CERAMIC RESISTIVE CIRCUIT
 NOT A HERMETIC SEALED UNIT
 RECOMMENDED MATING TORQUE IS 7-8 in./Lbs. (0.8 to 0.9 Nm)

MARKING

PART LOOKS LIKE PRODUCT IMAGE ABOVE.
 PART MARKING ORIENTATION AND FORMAT AS SHOWN.
 REPLACE dB WITH APPROPRIATE TWO DIGIT dB VALUE.
 MARKING TO BE AS LARGE AS POSSIBLE, CLEAR, READABLE.
 YYWW EQUALS DATE CODE.

PART NUMBER	dB VALUES
2082-6240-dB-CRYO	00 THRU 03
2082-6241-dB-CRYO	04 THRU 06
2082-6242-dB-CRYO	07 THRU 10
2082-6243-dB-CRYO	11 THRU 20
2082-6244-dB-CRYO	25 & 30

DRAWING PRACTICES PER ANSI-Y-14.5 MIL-STD-100 & 1000
 DIMENSIONS ARE IN INCHES AND APPLY BEFORE / AFTER PROCESSING
 SURFACE ROUGHNESS $\sqrt{63}$ µINCHES
 FINISH:
 SEE NOTE
 MATERIAL:
 SEE NOTE
 NOTE:
 THIS DRAWING INCORPORATES THIRD ANGLE PROJECTION.

 INTERPRET IAW ANSI Y14.5-1982

UNLESS OTHERWISE SPECIFIED TOLERANCES IN:
 DECIMALS INCH [MM]
 .X" .05" [1.27]
 .XX" .03" [.76]
 .XXX" .010" [.25]
 ANGLES ±0°30'
 REMOVE ALL BURRS/SHARP W/ BREAK / R OF .003" TO .0005"
 UNLESS OTHERWISE NOTED DIAS CONCENTRIC <.003 T.I.R.
 DO NOT SCALE PRINT

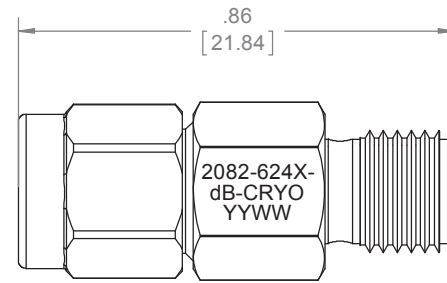
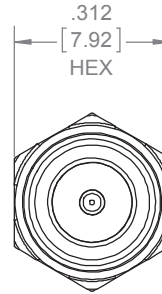
DRAWN DATE
 MCCORMICK 8/21/14
 CHECKED DATE
 MCCORMICK 8/21/14
 ENG. APPR. DATE
 T.KUHN 8/21/14

THESE DRAWINGS AND SPECIFICATIONS ARE THE PROPERTY OF XMA CORP. OR OMNI SPECTRA AND SHALL NOT BE REPRODUCED, COPIED NOR USED - IN WHOLE OR IN PART - AS A BASIS FOR THE MANUFACTURE OR SALE OF OTHER ITEMS WITHOUT THE EXPRESS WRITTEN PERMISSION OF XMA CORP.

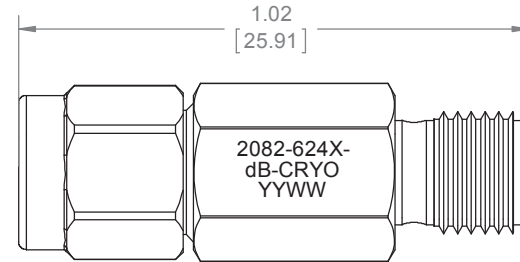
 Phone: 603-222-2256 Fax: 603-222-2259 150 Dow Street, Manchester, NH 03101 TITLE		ATTENUATOR, SMA-m/f, DC-18 GHz, 2W	
		SIZE B	CAGE CODE 3HT76
SCALE		SHEET 1 OF 1	

QTY.	PART NUMBER	DESCRIPTION	ITEM NO.
X	2082-624X-dB-CRYO	ATTENUATOR, SMA-m/f, DC-18 GHz, 2W	
1	TA-2082-6200-dBAU	ASSEMBLY, ATTENUATOR, SMA-m/f, DC-18 GHz, 2W, UNMARKED	1

REVISIONS				
REV	DESCRIPTION	ECO #	DATE	APPROVED
B	REDRAWN IN SOLIDWORKS	14-294	8/22/14	T.KUHN
C	REVISED DATE CODE	15-202	6/25/15	T.KUHN



00 THRU 12 dB



13 THRU 30 dB