

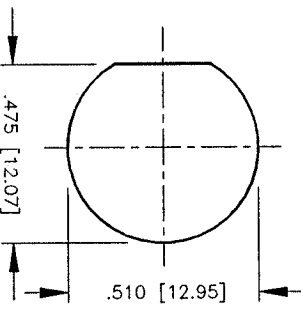
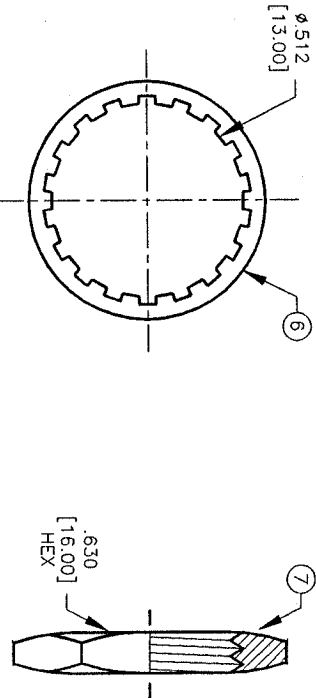
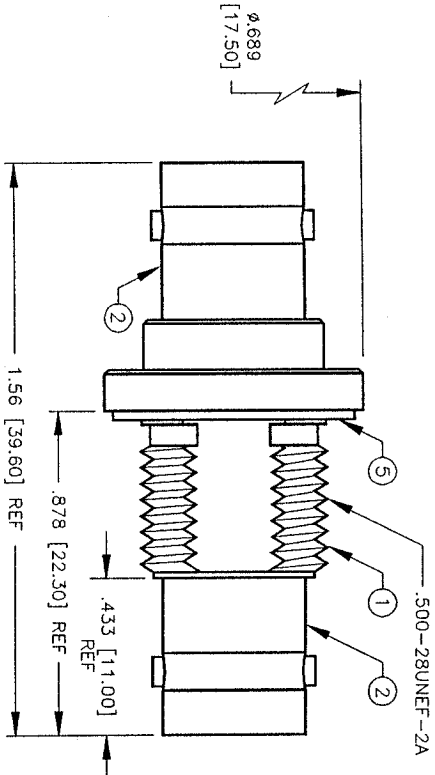
ENVELOPE / ASSEMBLY DRAWING

008974

SPECIFICATION CONTROL DRAWING

THIS DRAWING CONTAINS INFORMATION PROPRIETARY TO RF INDUSTRIES, LTD. ANY UNAUTHORIZED USE OF THIS DRAWING IS EXPRESSLY PROHIBITED. ANY VIOLATION IS PUNISHABLE UNDER U.S. COPYRIGHT LAWS.

ALL DIMENSIONS ARE REFERENCE ONLY



SUGGESTED MOUNTING CONFIGURATION

SPECIFICATIONS:

IMPEDANCE: 50 OHMS
 WORKING VOLTAGE: 500 VRMS @ SEA LEVEL
 FREQUENCY RANGE: 0-4 GHZ

ITEM	DESCRIPTION	QTY	MATERIAL	FINISH
7	HEX NUT	1	BRASS	NICKEL
6	LOCK WASHER	1	BRASS	NICKEL
5	GASKET	1	S.I. RUBBER	RED
4	DIELECTRIC	2	TEFLON	NONE
3	CONTACT	1	PHOS BRONZE	GOLD
2	BNC BODY	2	BRASS	NICKEL
1	BODY	1	BRASS	NICKEL

DIMENSIONS ARE IN INCHES AND [MILLIMETERS] UNLESS OTHERWISE NOTED TOLERANCES ARE:

DECIMALS DIAMETER

DRAWN K. MAXWELL	11/12/97
CHECKED J. [Signature]	11/12/97
OR DRAWN K. MAXWELL	11/12/97
APPROVALS	DATE

RF connectors
 DIVISION OF RF INDUSTRIES, LTD.
 7610 MIRAMAR RD
 SAN DIEGO CA 92126
 (619)549-6340
 (619)549-6345 FAX

RFB-1135-T

BNC FEMALE TO BNC FEMALE BULKHEAD

SIZE	CABLE GROUP	DWG NO.	REV
A	N/A	8803	A
SCALE: 2:1	CAD FILE 13ARC B	SHEET 1 OF 1	